

B. Ed Teacher Feedback 2019 - 2020

1. The depth of the course content is adequate to have significant learning outcomes.

Options	No. of Teacher	Percentage
Need Improvement	0	0%
Average	0	0%
Good	2	13%
Very Good	1	06%
Excellent	13	81%
Total	16	100%

Interpretation – 81% Teachers said course was Excellent at the depth of the course content is adequate to have significant learning outcomes.

2. Syllabus is sufficient to bridge the gap between industry standards/ current global scenarios and academics


Options	No. of Teacher	Percentage
Need Improvement	0	0%
Average	0	0%
Good	3	19%
Very Good	1	06%
Excellent	12	75%
Total	16	100%

Interpretation -75% Teachers said Syllabus is excellent to bridge the gap between industry standards/ current global scenarios and academics

3. The timely coverage of syllabus is possible in the mentioned number of hours

Options	No. of Teacher	Percentage
Need Improvement	0	0%
Average	0	0%
Good	1	6%
Very Good	1	6%
Excellent	14	88%
Total	16	100%




PRINCIPAL
COLLEGE OF EDUCATION
M V P Camp is Nashik-4

Interpretation -88% Teachers said course was Excellent at the timely coverage of syllabus is possible in the mentioned number of hours

4.The module / section in the syllabus are properly sequenced.

Options	No. of Teacher	Percentage
Need Improvement	0	0%
Average	0	0%
Good	1	6%
Very Good	0	0%
Excellent	15	94%
Total	16	100%

Interpretation -94% Teachers said course was Excellent at the module / section in the syllabus are properly sequenced

5. Sufficient reference material and books are available for the topic mentioned in the syllabus

Options	No. of Teacher	Percentage
Need Improvement	0	0%
Average	0	0%
Good	0	0%
Very Good	1	6%
Excellent	15	94%
Total	16	100%

Interpretation -94% Teachers said course was Excellent for the Sufficient reference material and books are available for the topic mentioned in the syllabus

6. The curriculum is balanced with regard to the theoretical and practical knowledge




PRINCIPAL
COLLEGE OF EDUCATION
M V P Campus Nashik-2

Options	No. of Teacher	Percentage
Need Improvement	0	0%
Average	0	0%
Good	1	6%
Very Good	1	6%
Excellent	14	88%
Total	16	100%

Interpretation – 88% Teachers said course was Excellent for the curriculum is balanced with regard to the theoretical and practical knowledge

7. How do you rate the courses in terms of their relevance to the latest and/or the future technologies?


Options	No. of Teacher	Percentage
Need Improvement	0	0%
Average	1	6%
Good	0	0%
Very Good	1	6%
Excellent	14	88%
Total	16	100%

Interpretation -88% Teachers said course was Excellent for the curriculum is balanced with regard to the theoretical and practical knowledge

8. Pedagogy proposed in the curriculum matches the contents.

Options	No. of Teacher	Percentage
Need Improvement	0	0%
Average	1	6%
Good	1	6%
Very Good	0	0%
Excellent	14	88%
Total	16	100%




PRINCIPAL
 COLLEGE OF EDUCATION
 M.V.P. Campus Nashik-2

Interpretation -88% Teachers said course was Excellent for the Pedagogy proposed in the curriculum matches the contents.

9. The curriculum has the potential in developing the habit of self-learning among the students

Options	No. of Teacher	Percentage
Need Improvement	0	0%
Average	0	0%
Good	1	6%
Very Good	1	6%
Excellent	14	88%
Total	16	100%

Interpretation -88% Teachers said course was Excellent for the curriculum has the potential in developing the habit of self-learning among the students


10. The curriculum has focus on skill development

Options	No. of Teacher	Percentage
Need Improvement	0	0%
Average	1	6%
Good	0	0%
Very Good	0	0%
Excellent	15	94%
Total	16	100%

Interpretation -88% Teachers said course was Excellent for the curriculum has focus on skill development.

11. Evaluation of the course is appropriate to discriminate the students.




PRINCIPAL
COLLEGE OF EDUCATION
M V P Campus Nashik-2.

Options	No. of Teacher	Percentage
Need Improvement	0	0%
Average	0	0%
Good	2	13%
Very Good	1	6%
Excellent	13	81%
Total	16	100%

Interpretation -81% Teachers said course was Excellent for the Evaluation of the course is appropriate to discriminate the students.

12. How do you rate the transformation of your students after the completion of the course?

Options	No. of Teacher	Percentage
Need Improvement	0	0%
Average	0	0%
Good	0	0%
Very Good	2	13%
Excellent	14	88%
Total	16	100%

Interpretation -88% Teachers said course was Excellent for the transformation of your students after the completion of the course

13. Qualitative feedback

Options	No. of Teacher	Percentage
Need Improvement	0	0%
Average	0	0%
Good	0	0%
Very Good	2	13%
Excellent	14	88%
Total	16	100%

Interpretation -88% Teachers said Excellent & 13% very good.



PRINCIPAL
COLLEGE OF EDUCATION
MVP Campus Nashik-2

